



FORTUNE
MINERALS LIMITED

**Emerging Metallurgical
Coal, Gold & Specialty
Metals Producer**

**Fortune Minerals Limited Investor Presentation
TSX-FT, OTC QX-FTMDF
May 2013**



Forward-Looking Information

This document contains certain forward-looking information. This forward-looking information includes, or may be based upon, estimates, forecasts, and statements as to management's expectations with respect to, among other things, the size and quality of the Company's mineral resources, progress in development of mineral properties, timing and cost for placing the Company's mineral projects into production, costs of production, amount and quality of metal products recoverable from the Company's mineral resources, demand and market outlook for metals and coal and future metal and coal prices. Forward-looking information is based on the opinions and estimates of management at the date the information is given, and is subject to a variety of risks and uncertainties and other factors that could cause actual events or results to differ materially from those projected in the forward-looking information. These factors include the inherent risks involved in the exploration and development of mineral properties, uncertainties with respect to the receipt or timing of required permits and regulatory approvals, the uncertainties involved in interpreting drilling results and other geological data, fluctuating metal and coal prices, the possibility of project cost overruns or unanticipated costs and expenses, uncertainties relating to the availability and costs of financing needed in the future, uncertainties related to metal recoveries and other factors. Mineral resources that are not mineral reserves do not have demonstrated economic viability. Inferred mineral resources are considered too speculative geologically to have economic considerations applied to them that would enable them to be categorized as mineral reserves. There is no certainty that mineral resources will be converted into mineral reserves. Readers are cautioned to not place undue reliance on forward-looking information because it is possible that predictions, forecasts, projections and other forms of forward-looking information will not be achieved by the Company. The forward-looking information contained herein is made as of the date hereof and the Company assumes no responsibility to update them or revise it to reflect new events or circumstances, except as required by law.

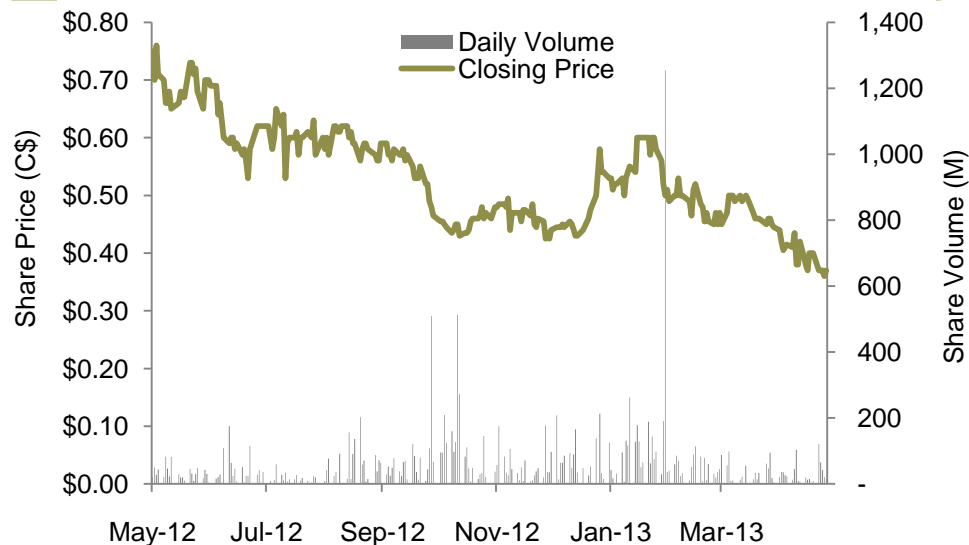
Financial Summary

Corporate Information

Listings:	TSX (Canada):	FT
	OTC QX (USA):	FTMDF
Share Price		\$0.37
Shares Out – Basic		121.3
Shares Out – Fully Diluted		128.7
Market Cap – Basic		\$44.9
Working Capital (Q1 2013)		\$13.0
Total Assets (Q1 2013)		\$148.9

All amounts in M or CAD\$M except per share amounts.

Share Performance



Analyst Coverage

Dealer	Date	Rating	Target
Killian Charles Industrial Alliance Securities	Jan 29, 2013	Spec Buy	\$3.30
David Davidson Paradigm Capital	Oct 16, 2012	Spec Buy	\$1.50
Michael Fowler Loewen Ondaatje McCutcheon	Jan 29, 2013	Spec Buy	\$2.65
Russell Stanley Haywood Securities	April 22, 2013	Sec Outperform	\$1.20

Ownership

China Mining Resources Group Ltd.	13%
Manulife Asset Management	9%
Insiders	20%



FORTUNE
MINERALS LIMITED

As of May 6, 2013

Fortune Minerals Limited

Fortune Minerals Limited

- Canadian mineral development company
- Headquartered in London, Ontario, Canada
- Canada Focus - operating in mining friendly jurisdictions

Two late-stage projects

- Arctos Anthracite Project, BC
(formerly Mount Klappan Anthracite Coal Project):
 - Positive Feasibility Study
 - Advancing towards production
- NICO Gold-Cobalt-Bismuth-Copper Project, Northwest Territories & Saskatchewan:
 - Positive Feasibility & FEED Studies
 - Near completion of Environmental Assessment & Permitting Process



Introduction to Arctos Anthracite Project

(formerly the Mount Klappan Anthracite Metallurgical Coal Project)

Summary Highlights

- One of the world's premier metallurgical coal development projects
- Advanced project with \$100 million of work completed
- Updated Feasibility Study with robust economics, completed October 2012
- Railway development strategy to Port of Prince Rupert – allows for scalable expansion
- World-class JV partner secured with South Korean POSCO – one of the world's largest steel producers
- Supply shortages of metallurgical coals with growing world consumption
- Environmental Assessment process with joint venture funding in place.



Supplying the world. Protecting our environment.

Anthracite: Highest Quality Coal

Arctos is the largest & most advanced Canadian project of high rank anthracite coal

- Highest quality metallurgical coal with very high carbon & energy content
- Represents only 1% of world coal reserves

Metallurgical coal with diverse applications

- Metallurgical Reductants / charge carbon (US\$250-300/t)
- Ultra-Low Vol. PCI (US\$175)
- Sinter (US\$150)
- Other products:
 - Filter media (US\$1000/t)
 - Blend coal with coking coal for making metallurgical coke
 - Direct coke replacement
 - Urea fertilizers, synthetic fuels & plastics
 - Heating & cooking briquettes
 - Pelletizing
 - Premium thermal coal
 - Cement

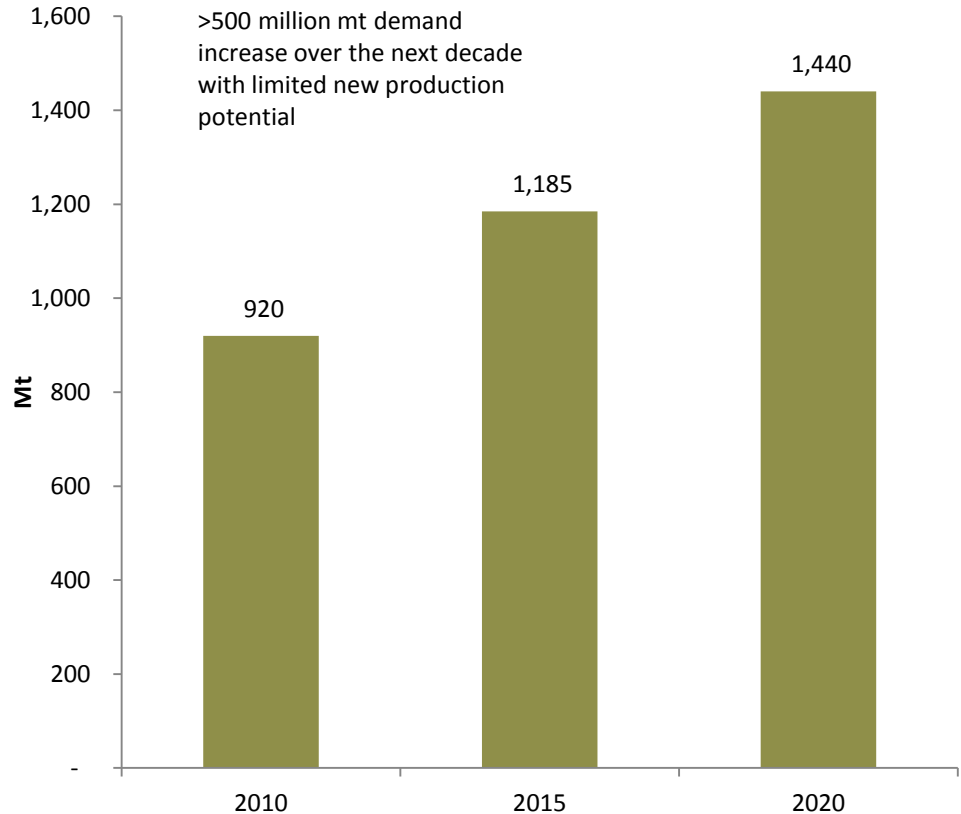


Significant Future Metallurgical Coal Demand Growth

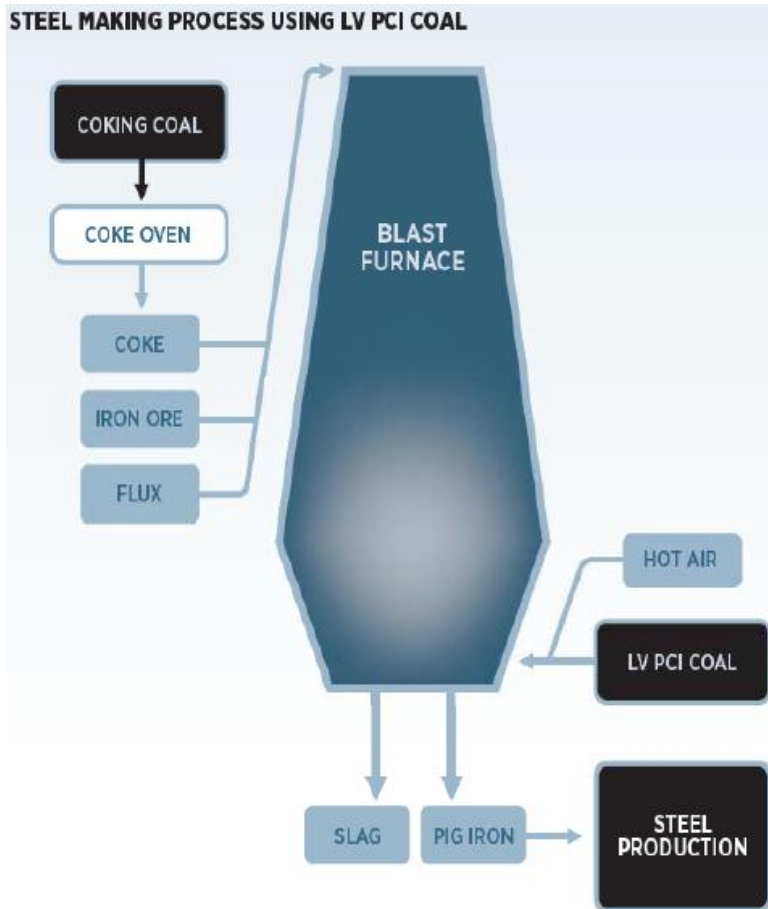
Insufficient supply of metallurgical coals to meet forecast global demand

- Increasing demand for anthracite due to new steel technologies & lower emissions
- Emerging economies are driving forces for future metallurgical coal demand
- Steel production in China, India, Brazil & other emerging economies growing rapidly
- China's GDP growth perspective
 - 10-14% growth was equivalent to ~\$300B of GDP per year
 - Current forecasted growth of 7-8% is equivalent to ~\$550B of GDP per year
- Marginal cost of production US\$160-180/t

Global Met Coal Demand



Growing Demand in Steel Industry

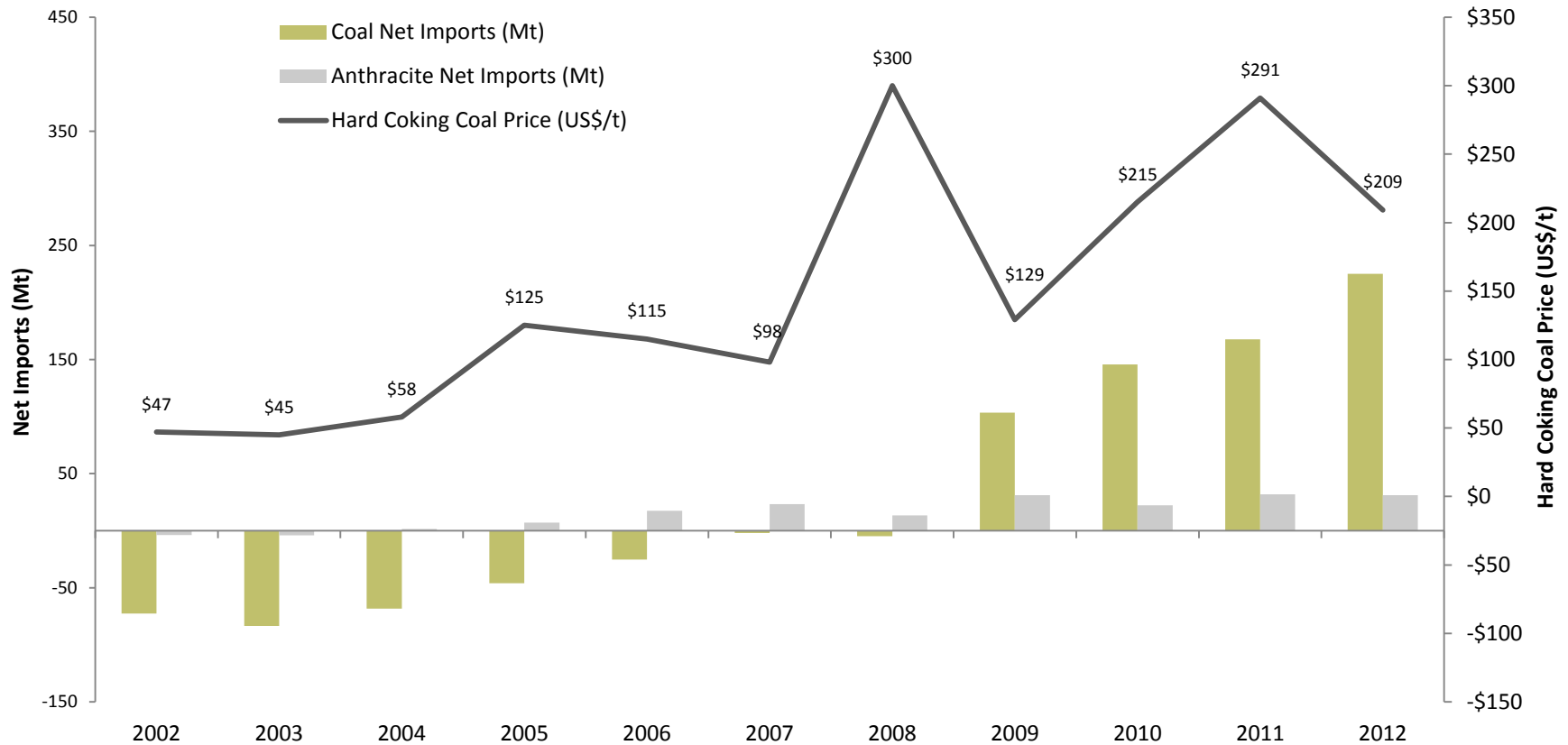


- Use of Pulverized Coal Injection (PCI) reduces the amount of coke required in steel production
 - ~1/3 of the world's blast furnaces use PCI
 - Steelmakers around the world are expanding PCI use to reduce costs
 - Low-vol PCI typically priced at 70% to 80% of high quality hard coking coal
 - Arctos PCI will achieve a higher price given its ultra-low volatile content
- Arctos coal also has diverse usage in other metallurgical processes
 - Sinter feed
 - Can replace 15% - 30% of blast furnace coke with anthracite
 - New steel technologies (Cokonyx/HiSmelt)
 - Growth of electric arc steel manufacturing
 - Ferroalloys & other metal processing

Emergence of China as Net Coal Importer

China became a net coal importer of anthracite in 2004, coking coal in 2007, all coals in 2009

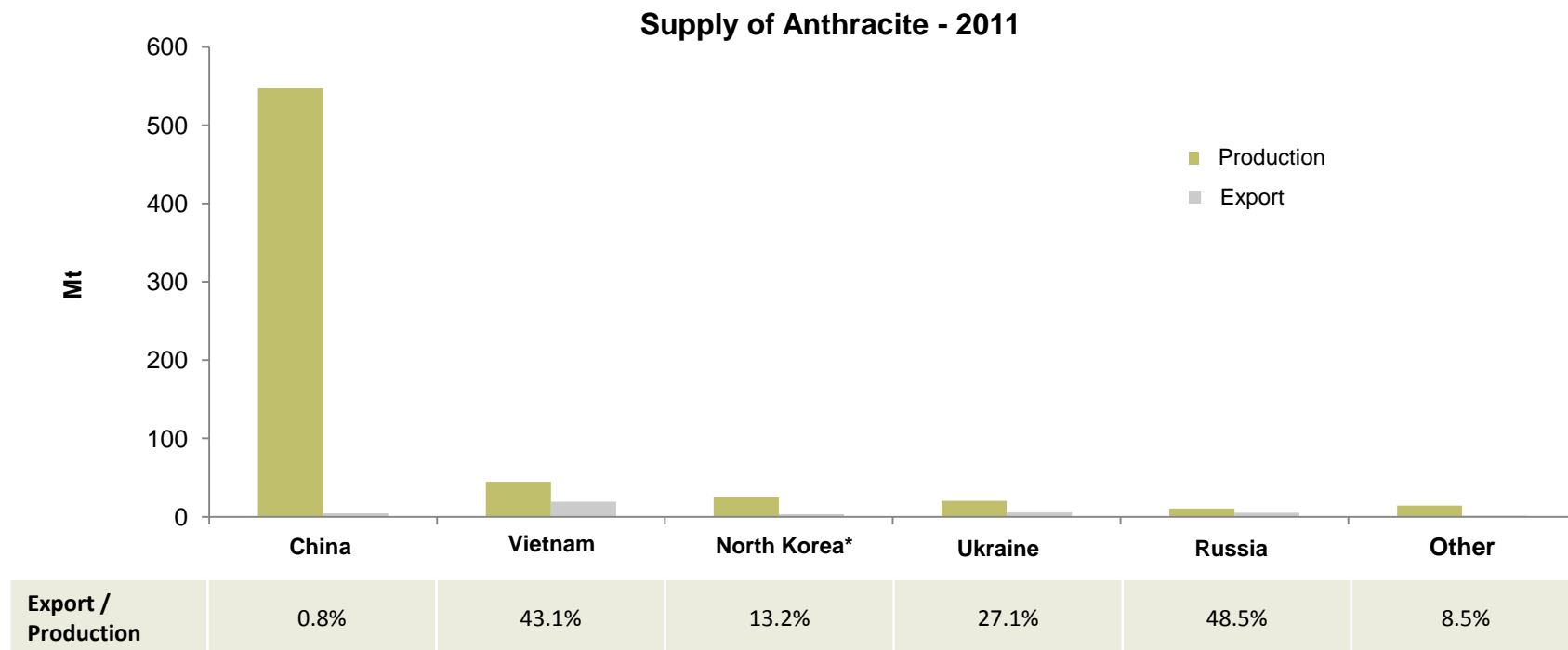
Coal & Anthracite Net Imports by China



Decreasing Supply of Anthracite

Supply constraints due to declining exports & lack of new supply

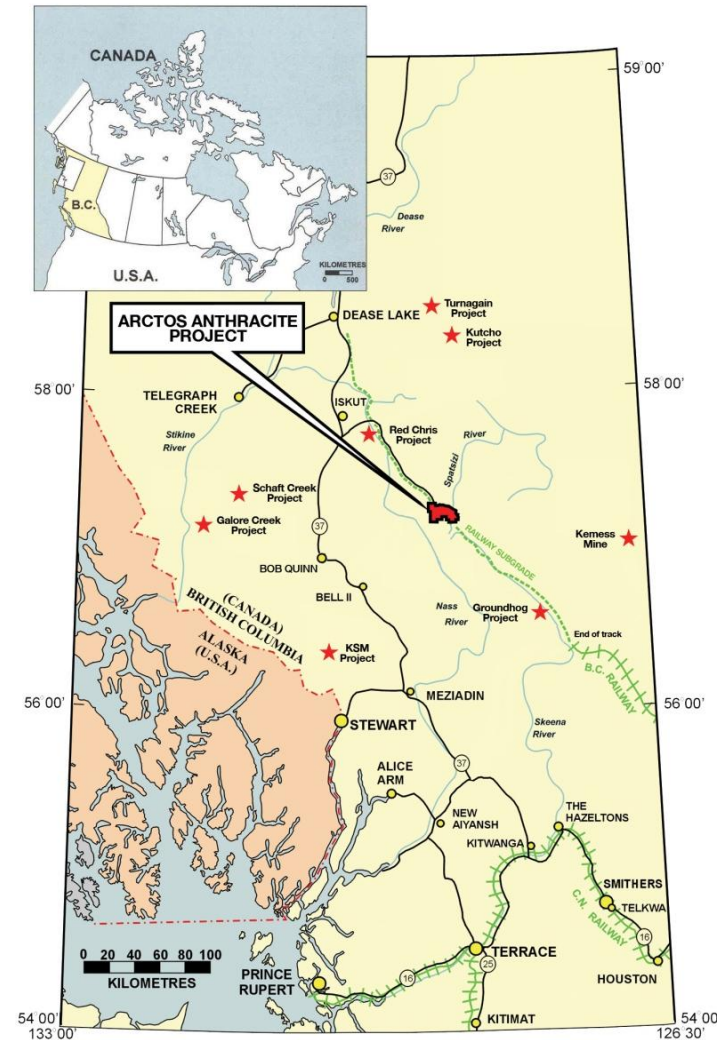
- China: 547 million tonnes – net importer since 2004
- Vietnam: 44.5 million tonnes – reducing exports to 5% of production by 2015 to utilize production domestically
- Few new high-quality deposits in mining friendly jurisdictions



Strategic Location & Infrastructure

- 16,411 Ha license area in northwest BC
- Close proximity to deep water shipping ports
 - Stewart Port (150 km)
 - Ridley Terminals in Prince Rupert (330 km)
- Mine site straddles railway right-of-way
 - Track (CN) installed to 150 km south of mine
 - Railway road bed largely complete to mine
 - Road access from railway subgrade
 - Support from CN Rail for railway extension
- BC Government extending electrical grid to area
- Project in Tahltan & Gitksan Territories
 - BC Government sharing revenues with Aboriginal groups

Railway sub-grade links mine site with CN mainline & Ridley Terminals



Joint Venture with POSCO

Secured world-class investor & strategic partner – one of the world's largest steel producers

- POSCO Canada has acquired 20% interest in Arctos for anticipated initial payments & cash contributions of \$188 million based on current capital cost estimates
 - \$30 million paid to Fortune, \$20 million contributed directly to the JV to advance permitting
 - 20% of total development & capital costs – \$158 million under current estimates
 - 20% of operating costs for 20% of production in-kind for their own use
 - Fortune is Project Manager & is compensated for providing support over life of mine
- Validates Arctos as one of world's premier metallurgical coal development projects - key future supplier to global steel industry



POSCO Gwangyang steel plant

Resources & Reserves

- Recent upgrade & increase in resources & new reserves (October 15, 2012) – Small fraction of total resource
- Lost Fox deposit remains open for possible expansion & additional coal seams identified below 350 meters & on adjacent lands
- Historical Resources include 2.2 billion tonnes in the Speculative class ⁽¹⁾

Historical Arctos Global Resources (million tonnes) ⁽¹⁾

Area	Measured	Indicated	M&I	Inferred
Lost Fox	107.9	109.5	217.4	91.5
Hobbit-Broatch		13.5	13.5	258.4
Summit				9.6
Lost Fox Extension				
Total	107.9	123.0	230.9	359.5

Lost Fox Metallurgical Coal Reserves and Resources (million tonnes) ⁽²⁾

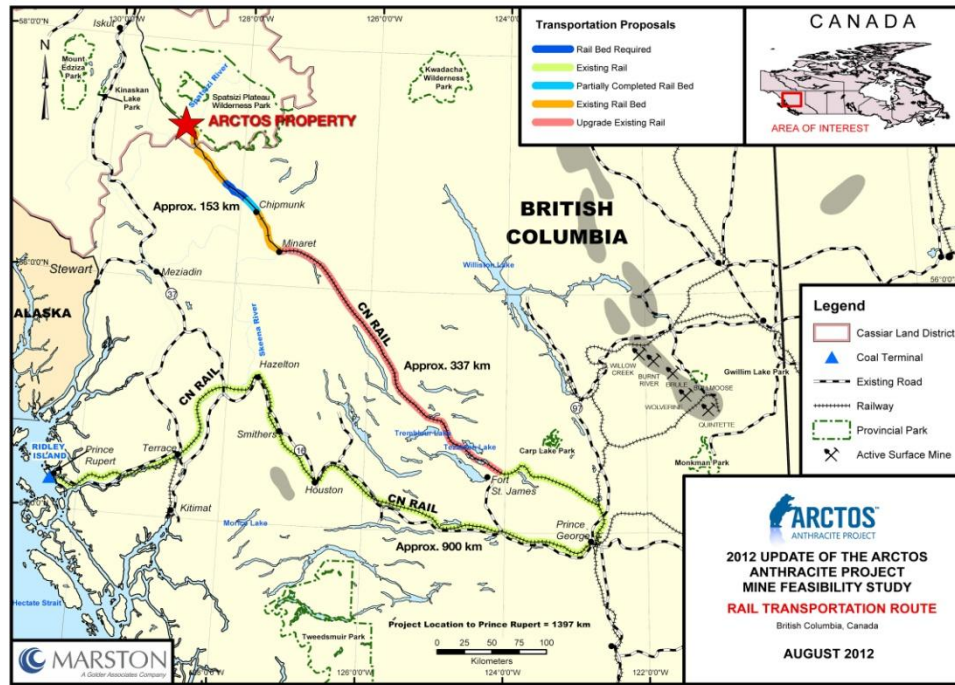
Coal Resources			Run-of-Mine Coal Reserves			10% Ash Product Reserves		
Measured	Indicated	Inferred	Proven	Probable	Total	Proven	Probable	Total Product
172.4	20.4	12.1	115.0	9.9	124.9	64.4	4.8	69.2

(1) The Arctos Mineral Resource & Mineral Reserve estimates were prepared in 2002, 2005, & 2007, respectively, by Marston & Marston Inc. in compliance with NI 43-101. Richard Marston, P.E. is the Qualified Person responsible for the estimates. Historical Resources include 2.2 billion tonnes in the Speculative class. The historical resource estimate was developed by Gulf in 1988 and updated in 2002 by Marston-Golder to reflect changes in the estimation of Inferred Resources under Paper GSC 88-21. The Speculative portion of the resources is not compliant with current reporting standards. A qualified person has not done the work necessary to classify the historical estimate of Speculative resources as current mineral resources under NI 43-101 and the estimate should not be relied upon. Speculative Resources were developed based on estimated average coal thickness applied to the projected aerial extent of the coal. Further information regarding the Arctos Coal Resource & Reserve estimates is available from the Company's disclosures under the Company's profile on the SEDAR website at www.sedar.com

(2) The 2012 DFS utilized updated Resource & Reserve estimates for the Lost Fox Deposit, which Edward Minnes, P.E. is the Qualified Person.

Railway Partially Constructed

- Railway transportation allows for scalable expansion of production to take advantage of large resource base
- CN Rail operates between Prince George & Port of Prince Rupert & on Dease Lake Line to Minaret, 150 km south of Arctos
- Railway road bed largely constructed to mine site by BC Government – brownfield extension from Minaret
- Survey & engineering of railway extension – \$330.4 million capital cost included in 2012 DFS
- CN collaborating on railway extension to Arctos



Existing railway right-of-way & road bed

Rail Update – Moving Forward

- Canadian & BC Government engaged at very high levels
 - Premier, Ministers & senior staff in BC Government
 - COO of Transportation & Executive VP level at CN
- Collaborating with CN Rail for railway extension to site
- Negotiating optimal land tenure arrangement with the BC Government
 - Likely public infrastructure under lease to CN with JV paying for maintenance & extension
- Advancing discussions for third party financial support
 - Government recognizes they will either contribute financially or Arctos JV to get repaid from future third party users
- Consultants engaged & advancing work
 - Stantec & DPRA conducting environmental work & aboriginal engagement
 - Fleishman-Hillard retained for government engagement
 - Engineering company to be selected to prepare detailed rail engineering study
- CN conducting engineering for railway upgrade from Fort St. James to Minaret

Port with Capesize Capacity

Ridley Coal Terminal a world-class coal & bulk materials handling facility

- Ice-free, deep water port 30 hours closer to Asia than Port of Vancouver
- Capable of handling full Capesize vessels up to 250,000 dwt that reduces ocean freight
- 16 Mtpa design capacity
- Expansion to 25 Mtpa in progress – permitting a future expansion up to 60 Mtpa
- Opportunities for shared cargos & blending of coals with other metallurgical coal producers

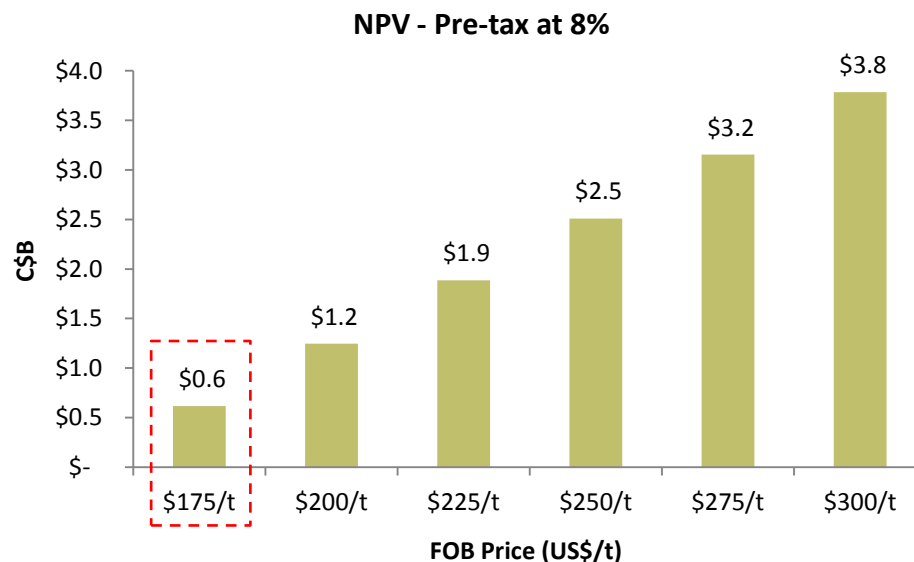


Positive Feasibility Study

- October 2012 update to 2005 & 2010 FS
- Based on railway transport of coal to Ridley Coal Terminal in Prince Rupert
- Initial 3 Mtpa production from Lost Fox deposit open pit mine, wash plant & site infrastructure
- 69.2 Mt of product coal reserves – 25+ years production (small fraction of total resource)
- Premium ultra-low volatile PCI product
- Can diversify product mix to produce premium products (charge carbon) & sinter
- Life of mine average Free On Board (FOB) vessel cash cost C\$127.61/tonne (US\$121.22/tonne)
 - C1 operating cash cost C\$119.85/tonne (US\$113.86) FOB

BASE CASE Ultra-Low Volatile PCI US\$175/tonne (C\$1 = US\$0.95)		
	PRE-TAX	AFTER TAX
IRR	17.0%	14.7%
NPV (8%)	C\$615.9 million	C\$405.8 million
Capital (Years 1-3)	C\$788.6 million (includes railway capital)	

The 2012 Feasibility Study was prepared by Golder-Marston in compliance with NI 43-101. Mr. Edward (Ted) Minnes, P.E. is the Qualified Person responsible for the study.



Permitting Update – Work Underway

- **Arctos project identified on BC Government Major Investment Office List**
- **Project Description Report completed & submitted to EA agencies**
- **Gaps Analysis & Work Plan completed**
- **Baseline Field Work**
 - Additional field work for mine area & road access corridor in progress
 - Field work commenced August 2012, report by Fall 2013
- **Environmental Impact Statement/BCEAA Application**
 - Preparing Draft Application Information Requirements (dAIR)
 - Targeting submission of dAIR Q2-2013
 - Preparation of Environmental Impact Statement (EIS) Q4-2012
 - Anticipated completion of EIS by spring 2014 after baseline reports completed
 - Document will be forwarded to Aboriginal groups in draft for review


Aboriginal Update

Tahltan Nation

- Agreements to Date
 - Environmental Assessment Process Funding
 - Traditional Knowledge Agreement
 - Confidentiality Agreement – PEM Data Shipping Agreement
- Community engagement in progress
- Long history of bilateral discussions and meetings

Gitxsan Nation

- Proposed new railway passes through 5 Gitxsan house territories
- MOU completed with Gitxsan Hereditary Chiefs
- Access Agreements completed
- Quarterly meetings with chiefs of the subject watersheds
- Annual presentations at Gitxsan Summit
- Gitxsan Community Liaison hired
- Traditional Use & Knowledge Study to be completed in cooperation with hereditary chiefs



Government Update – Overview

- What's new:
 - Federal & BC Government recognition that permitting process needs to be streamlined
 - Federal & BC Government harmonization of EA process
 - A re-energized approach to mine development
- BC Government focused on Premier Clark's BC Jobs Plan
 - Premier committed to eight new mines in operation by 2015
 - Premier committed to nine existing mine expansions by 2015
- Key initiatives:
 - Expedited permitting process
 - Establishment of the Major Investments Office – Arctos identified as major project
 - Investment in trade infrastructure, i.e., ports
 - Pacific Gateway Policy
 - Revenue sharing with Aboriginal groups

Significant Upside Potential

One of world's largest undeveloped deposits – railway transportation solution provides scalable expansion potential

- Rail transportation allows for higher annual production than 3 Mtpa & will lower some cost for inbound freight
- FS reserves only represents small fraction of total resource
 - Updated reserves for Lost Fox deposit can support higher production rates (4 Mtpa ramp-up sensitivity)
 - Production can be expanded from adjacent Hobbit – Broatch deposit
 - Current resource only identified to 350 metres – Additional coal seams identified at depth (potential underground mining)
 - Budget in place for additional drilling
- 3rd Party contribution to railway capital costs increases NPV
- BC Government extending electrical grid & connection would lower power & mine operating costs & enable use of lower operating cost electrified mining equipment
- Lease-to-purchase of mobile equipment fleet & contract mining would lower upfront capital & increase IRR

Development Strategy

- Development program underway
- Next steps include:
 - Continue Tahltan, Gitxsan & stakeholder engagement
 - Environmental, socio-cultural & economic studies underway in support of permitting process
 - Project Description has been submitted to CEAA, BCEAO & Aboriginal groups
 - Complete the environmental assessment & permitting processes
 - Complete engineering on railway transportation with CN Rail & complete MOU
 - Secure port handling agreements
 - Conduct additional expansion drilling
- Second stage strategic partner(s) & project financing
 - Deloitte is engaged to advise on project financing & development options, targeting a project level joint venture, potentially including:
 - Minority equity investment
 - Off-take relationship
 - Commitment to arrange debt financing for construction

Targeted Milestones

Proposed Development Timeline

	2013				2014				2015				2016			
	Q1	Q2	Q3	Q4	Q1	Q2	Q3	Q4	Q1	Q2	Q3	Q4	Q1	Q2	Q3	Q4
Project Description submission	◆															
Baseline field work & document prep	■															
Filing of EIS-EAC documents						◆										
EAO-CEAA review process					■											
Ministerial decision process										◆						
Mine permitting									■							
Construction									■							
Commissioning & commercial production													■			

NICO Gold-Cobalt-Bismuth-Copper Project Highlights

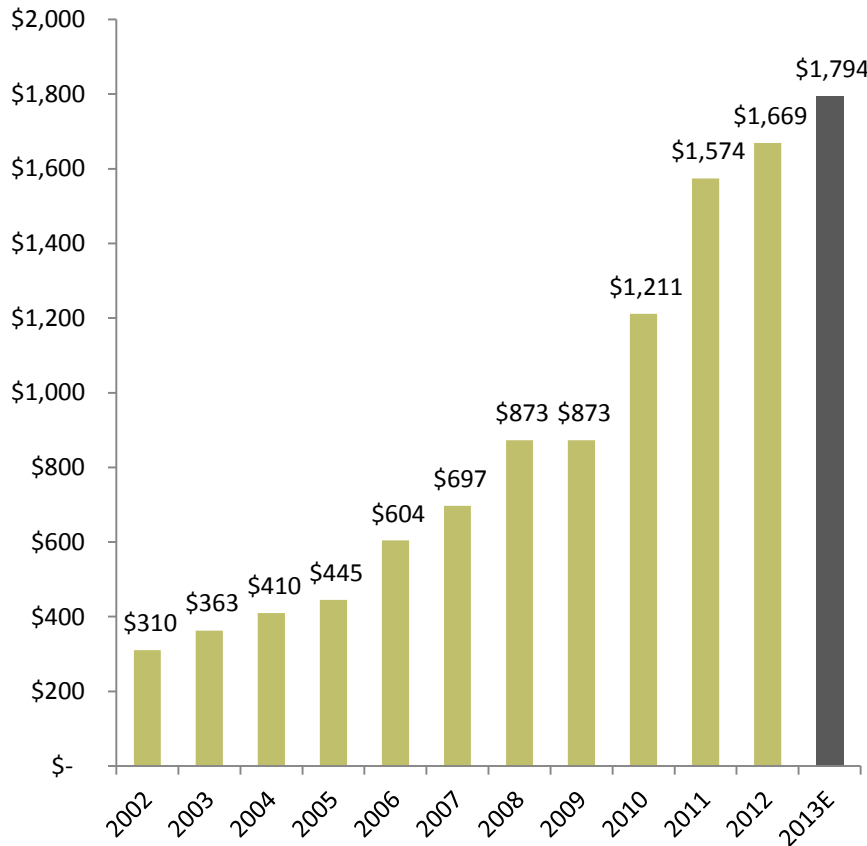
- Positive Front End Engineering & Design Study (FEED) completed in 2012 based on a vertically integrated mine & mill in the Northwest Territories & refinery in Saskatchewan
 - FEED - ~30% of detailed engineering complete for procurement
 - Robust economics – generates NPV of \$309 million* – highly leveraged to increased cobalt & gold prices with low downside risk
 - Negative cash cost – cobalt cash cost (net of credits) of negative US\$0.81/lb at Base Case prices & negative US\$1.07/lb at Current Prices
- High-grade deposit of combined gold, cobalt, and bismuth co-products plus by-product copper
- Positioned to be one of the largest & lowest cost suppliers of cobalt sulphate to the rapidly expanding battery sector
- Very advanced project with \$100 million already invested – including pilot plants, test mining and extensive permitting work – resulting in planned production in 2015
- Strong management & board with experience in mine permitting, development & operations



Test mining 2006/2007

Gold: Counter Cyclical Hedge

Historical & Forecast Gold Price



- Gold price increased consistently in the past decade, especially after recent economic downturn
- While mine supply remains relatively flat, future demand continues to grow:
 - Growing physical demand from Asia & central banks
 - Growing investment demand based on currency protection & safe haven status
- Provides a flexible financing opportunity

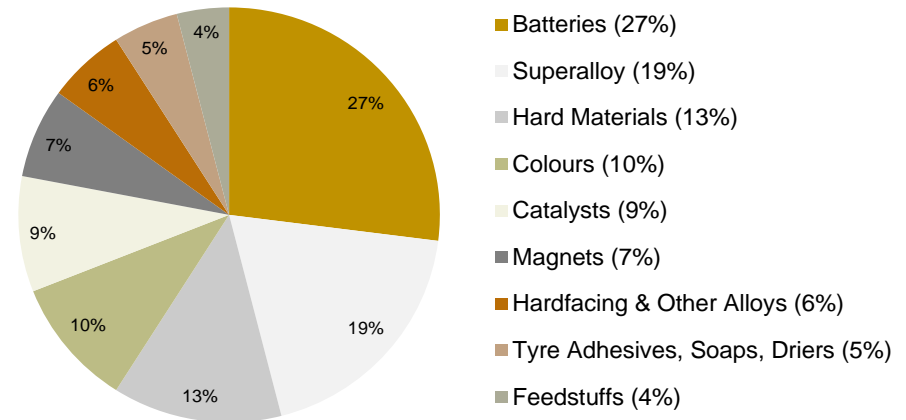
NICO contains 1.1 million ounces of gold

– provides a significant counter-cyclical hedge

Cobalt: Robust & Diverse Market

- Wide chemical and metallurgical market applications in batteries, high strength alloys, cutting tools, catalysts, etc.
- Cobalt sulphate is used in lithium ion & nickel metal hydride batteries for electronic devices & hybrid/electric vehicles
- High purity cobalt is used in aerospace applications
- Cobalt demand expected to grow at ~7% per year in the next five years
- Over the past decade, increase in demand resulted almost exclusively from increase in chemical applications, most notably rechargeable batteries and catalysts
- Chemical applications accounted for ~55% of worldwide cobalt demand in 2011 & are expected to dominate future cobalt consumption

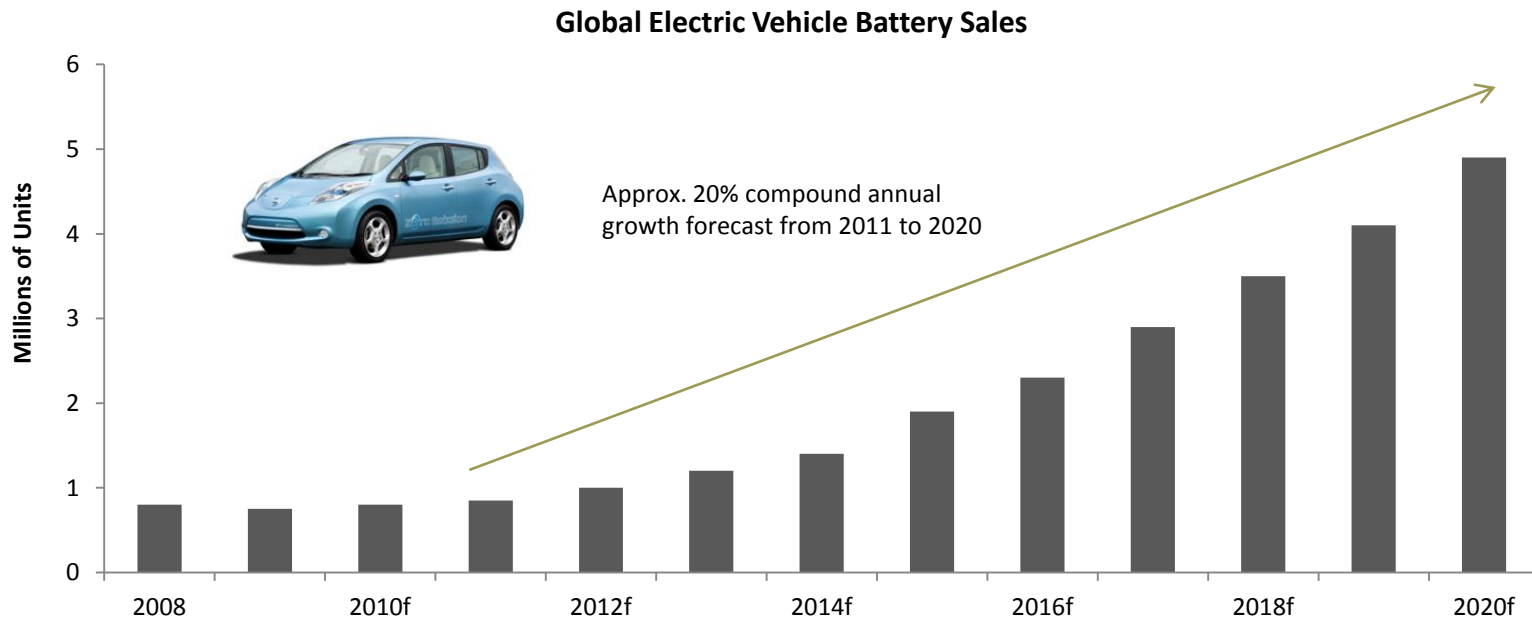
Wide Application of Industrial Usage



Source: CRU, Cobalt Development Institute

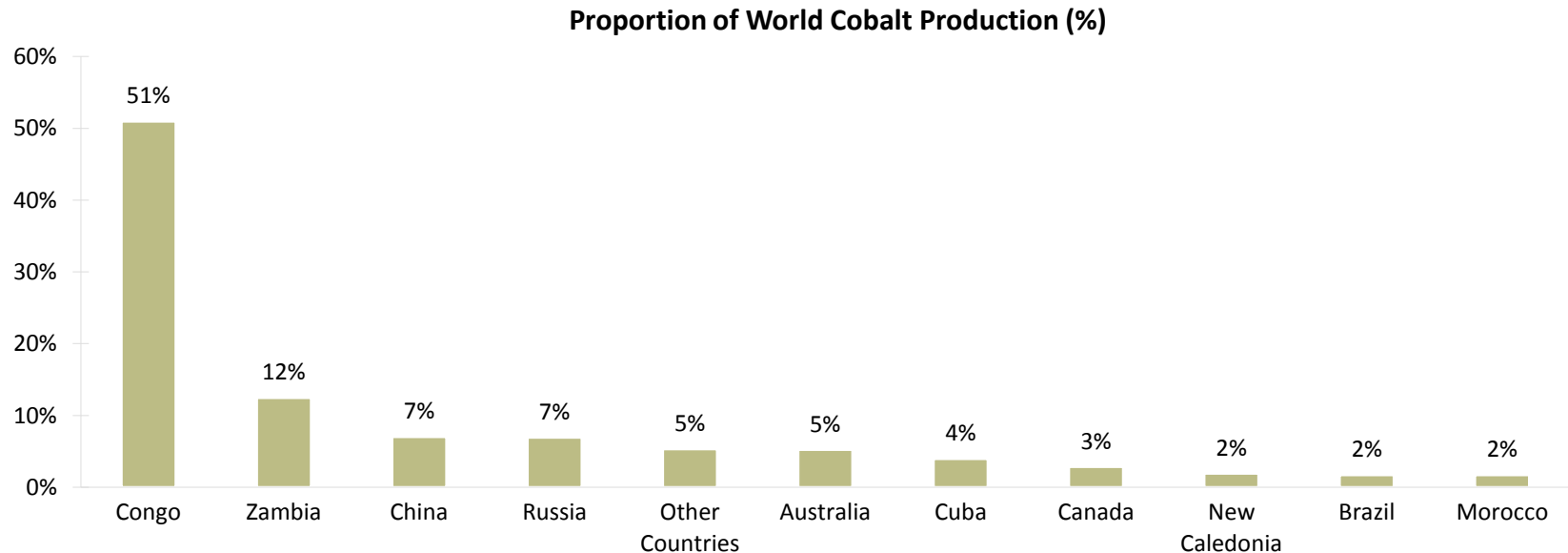
Cobalt: Rechargeable Batteries Drive Demand

- Cobalt is critical for manufacturing batteries used in electric vehicles*, computers, cell phones & other electronic devices
- Nickel metal hydride car batteries contain approximately 3 to 5 lbs of cobalt
- Lithium-ion car batteries contain 2 to 5 kg of cobalt
- Cobalt usage in batteries is expected to grow from 25% of demand in 2011 to 45% in 2018



Cobalt: Shortage of Reliable Supply


- World market of refined cobalt production ~82,000t, excluding some secondary processing & scrap
- Vast majority of cobalt sourced from regions that are politically unstable or prone to export restrictions
- Congo (DRC) currently accounts for 51% of global supply
- China has the largest refining capacity (43% in 2010) but limited mine supply
- Chemical production is in deficit by about 14,000 t in 2011
- LME initiated futures market trading for cobalt in 2010, resulting in a more liquid market
- NICO will be a reliable North American producer



Bismuth: Environmentally Friendly


- Traditionally used in fusible alloys, cosmetics, chemicals etc.
- New markets focus on super conductors, CDs & auto anti-corrosion materials
- Environmentally safe replacement for lead in plumbing & electronic solders, brass, ceramic glazes, free cutting steel, hot dip galvanizing & paint pigments
- Global framework to eliminate lead expected to drive increased bismuth consumption
- European legislation to eliminate lead in electronics

Growing Number of Applications



Bismuth: Limited Supply

- World market between 15,000 & 20,000 t per year
- China is the principal source of bismuth (240 Kt reserve), accounting for 80% of world reserves & 73% of world production in 2010
- China has closed 20% of its production due to environmental concerns & China's exports could halve in 2012 due to export restrictions (only 1,242 t in the first four months)
- NICO contains over 48 Kt of bismuth, equivalent to 15% of world reserves & the world's largest deposit



Introduction to NICO Project & SMPP

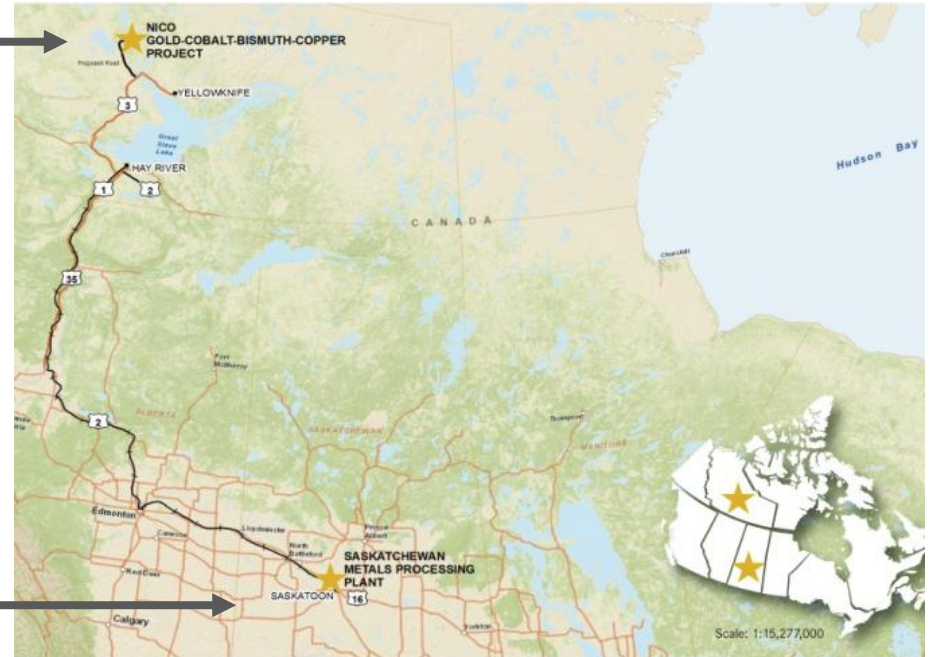
NICO Project

- Large scale gold-cobalt-bismuth deposit
- 160 km from City of Yellowknife
- 450 km from railway at Hay River
- High concentration ratio using simple flotation – 4,650 t of ore / day reduced to 180 t of concentrate
- Allows shipping to Saskatchewan for lower cost processing

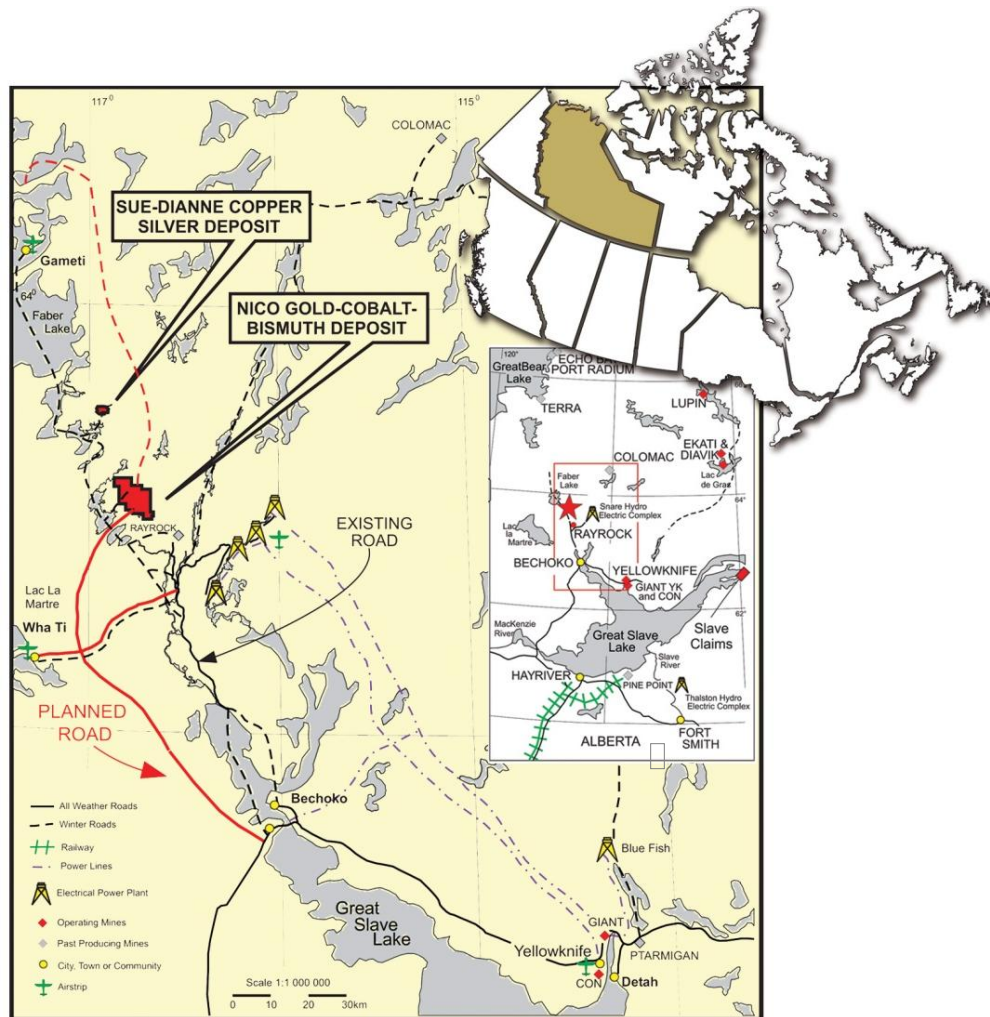


Saskatchewan Metals Processing Plant (SMPP)

- Hydrometallurgical plant to process bulk concentrate from NICO
- Plant will produce gold doré, cobalt sulphate &/or cobalt cathode, bismuth ingot & copper metal precipitate



Mine Location & Infrastructure



- 5,140 Ha lease in southern NWT
- Winter access roads
- All-weather road planned by governments to highway (135 km)
 - \$1.5 million in place for baseline environmental survey
 - Engineering & environmental work underway
- 450 km from railway at Hay River for transport of concentrates to SMPP
- 160 km from City of Yellowknife
- 50 km from Town of Whati
- 22 km from Snare Hydro
- Settled land claims with Tlicho Government

Saskatchewan Metals Processing Plant

- Hydrometallurgical plant to process bulk concentrate from NICO mine & mill to produce gold doré, cobalt sulphate or cathode, bismuth ingot & copper metal
- Lands near Saskatoon purchased:
 - Located on CN Rail line
 - Close to Trans Canada Hwy
 - Inexpensive power (5.7 cents / kWh)
 - Close to natural gas & reagent sources
 - Skilled worker / engineer pool
 - 5 year tax holiday



NICO Mineral Reserves

Underground Mineral Reserves	Tonnes	Au (g/t)	Co (%)	Bi (%)	Cu (%)
Proven	282,000	4.93	0.14	0.27	0.03
Probable	94,000	5.6	0.11	0.19	0.01
Total	376,000	5.09	0.13	0.25	0.02

Open Pit Mineral Reserves	Tonnes	Au (g/t)	Co (%)	Bi (%)	Cu (%)
Proven	20,513,000	0.94	0.11	0.15	0.04
Probable	12,099,000	1.05	0.11	0.13	0.04
Total	32,612,000	0.98	0.11	0.14	0.04

Combined Mineral Reserves	Tonnes	Au (g/t)	Co (%)	Bi (%)	Cu (%)
Proven	20,795,000	0.99	0.11	0.15	0.04
Probable	12,193,000	1.09	0.11	0.13	0.04
Total	32,988,000	1.02	0.11	0.14	0.04
Contained Metal		1,085,000 ounces	82,268,000 pounds	102,053,000 pounds	27,179,000 pounds

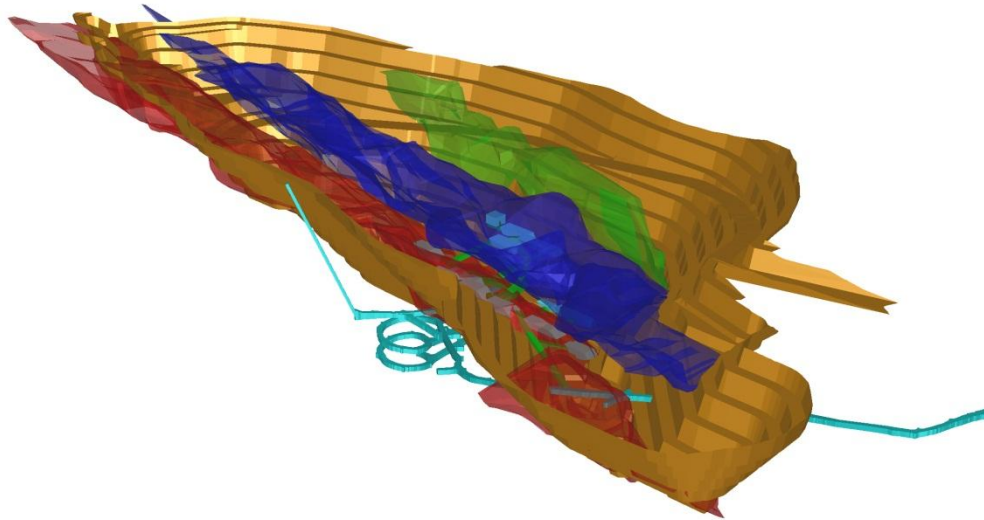
Note: Sums of the combined mineral reserves may not exactly equal sums of the underground and open pit reserves due to rounding.

Reserve estimate by P&E Mining Consultants Inc., Eugene Puritch, P.Eng. & Fred Brown, CPG PrSciNat, Qualified Persons as defined by NI-43-101

Well-Understood Geology

The NICO mineral reserves are based on 327 drill holes & surface trenches

- Deposit is an Iron Oxide Copper Gold (“IOCG”) class deposit, commonly referred to as Olympic Dam-type after the dominant “Super Giant” deposit in South Australia
- Ore is hosted in three lenses of brecciated ironstone up to 1.3 km in length, 550 m in width, & 70 m in thickness



Green = Upper Ore Zone, Blue = Middle Ore Zone, Red = Lower Ore Zone
Brown = Open Pit, Cyan = Underground Development and Stopes



Underground Test Mining Complete



- Mining conditions, geometry & grades confirmed
- Environmental impacts assessed
- Portal, 2 km of decline ramp & 2 mine levels established with ventilation raise to surface
- ~\$20 million pre-production development completed
- Large sample collected for pilot plant testing

Extensive Metallurgy Work

- 1997-2012 Metallurgical expenditures ~\$12 M
 - Lab & bench scale test work
- 2007 200 t bulk sample pilot plant study
 - Proved process flow sheet
 - Established baseline process performance & products
 - Improved recoveries over feasibility study
 - Provided samples for environmental tests
 - Proved co-disposal of tails with waste rock
- 2010-2012 30 t pilot study
 - Verified higher gold recoveries from regrind of cleaner float tails
 - Proved blending of bismuth residue with cobalt autoclave feed
 - Eliminated 1 of 2 gold circuits at SMPP
 - Higher gold recovery & reduced risk
 - Higher cobalt recovery
 - Verified cobalt sulphate process
- 2008-2012 FEED report & detailed engineering




Positive Pilot Plant Results

- Continuous flotation tests to produce separate cobalt & bismuth concentrates
- Recovery improvements to Co, Bi, Au & Cu
- Proved process flow sheet, production of high value products & improved metal recoveries
 - Cobalt pressure oxidation, precipitation & electrowinning to demonstrate production of 99.8% cobalt cathode or solvent extraction & crystallization to 20.9% cobalt sulphate
 - Bismuth ferric chloride leaching, production of 99.5% bismuth cathode as powder - Flux & smelt to >99.9% bismuth ingot
 - Ability to produce thickened tailings from bulk tailings



Cobalt Sulphate
(heptahydrate)
Co 20.9%



Cobalt Cathode Metal
Co >99.95%



Cobalt Carbonate
Co 50.6%



Bismuth Ingot
Bi >99.99%

2012 FEED Study

Positive FEED Study demonstrating very low costs & strong economics

- Vertically integrated project consisting of open pit & underground mine, mill & hydrometallurgical refinery
- Low capital costs of \$441 million
- Negative cash cost net of credits
- Significant detailed engineering, reducing project risk
- Golden Giant Mine (Hemlo) equipment purchased & dismantled for relocation
- Metal recoveries verified from pilot plants;
 - Gold recovery ranges from 56 to 85%, with an average of 73.7%
 - Cobalt recovery of 84%
 - Bismuth recovery of 72%
 - Copper recovery of 41%

FEED Study Highlights – Base Case, Cobalt Sulphate

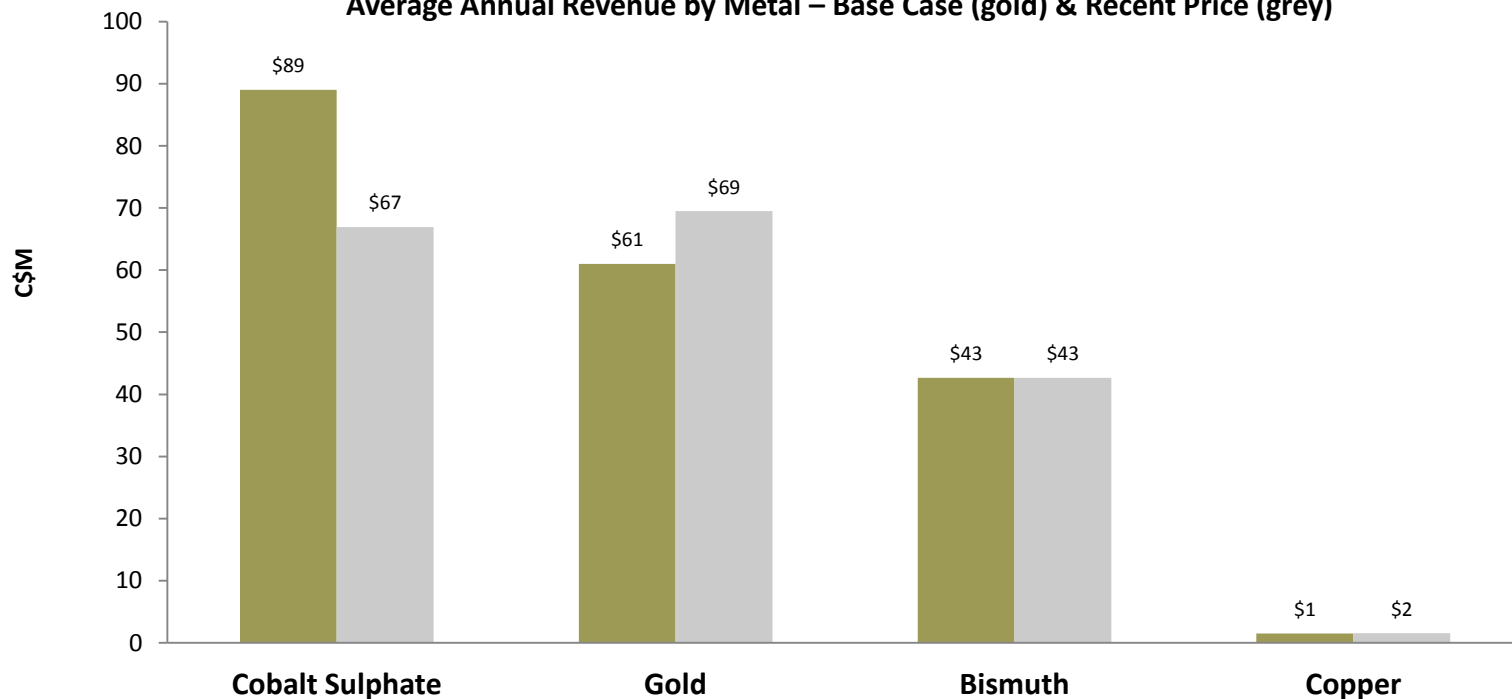
Mine type	Open pit with underground in 2 nd year
Mining method	Open pit: conventional truck & loader Underground: blasthole open stoping
Strip Ratio	Waste to ore 3.0 : 1
Processing rate	4,650 tonnes of ore/day
Mine life	19.8 years (potential for additional 3.2)
Processing	Processed to high value metal products
Pre-tax NPV (7%)	\$308.5 million
Pre-tax IRR	14.0%
Capital costs	\$440.5 million
LOM average revenue/yr	\$194 million
LOM average operating cost/yr	\$97 million
Cobalt operating cost (net of credits)	Negative US\$0.81/lb at Base Case Negative US\$1.07/lb at Current Price Case

Balanced Production Scenario

NICO will be a reliable Canadian-based producer of strategic metals:

- Gold doré, 99.8% cobalt cathode &/or 20.9% cobalt sulphate, 99.99% bismuth ingot, & a copper metal precipitate

Average Annual Revenue by Metal – Base Case (gold) & Recent Price (grey)



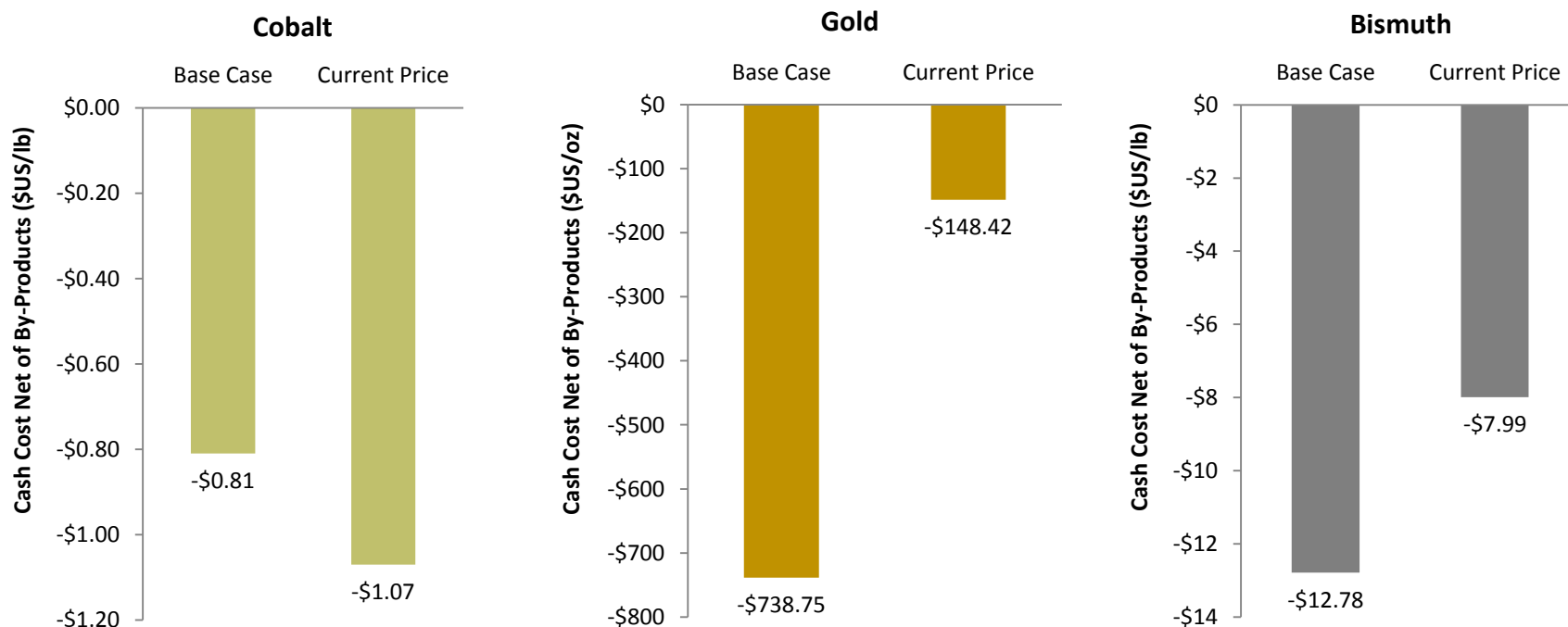
Annual Production	Cobalt Sulphate	Gold	Bismuth	Copper
	3,473,600 lbs	40,000 oz	3,681,800 lbs	559,400 lbs

Base Case Price assumptions are US\$1,450/troy ounce (“oz”) for gold, US\$20/pound (“lb”) for cobalt, US\$11/lb for bismuth and US\$3.50/lb for copper at an exchange rate of US\$ 0.95 = C\$ 1. Recent Price assumptions are US\$1,650/oz for gold, US\$15/lb for cobalt, US\$11/lb for bismuth and US\$3.50/lb for copper at an exchange rate of US\$ 0.95 = C\$ 1.

Negative Cash Costs

NICO has negative operating costs for all metals net of by-product credits

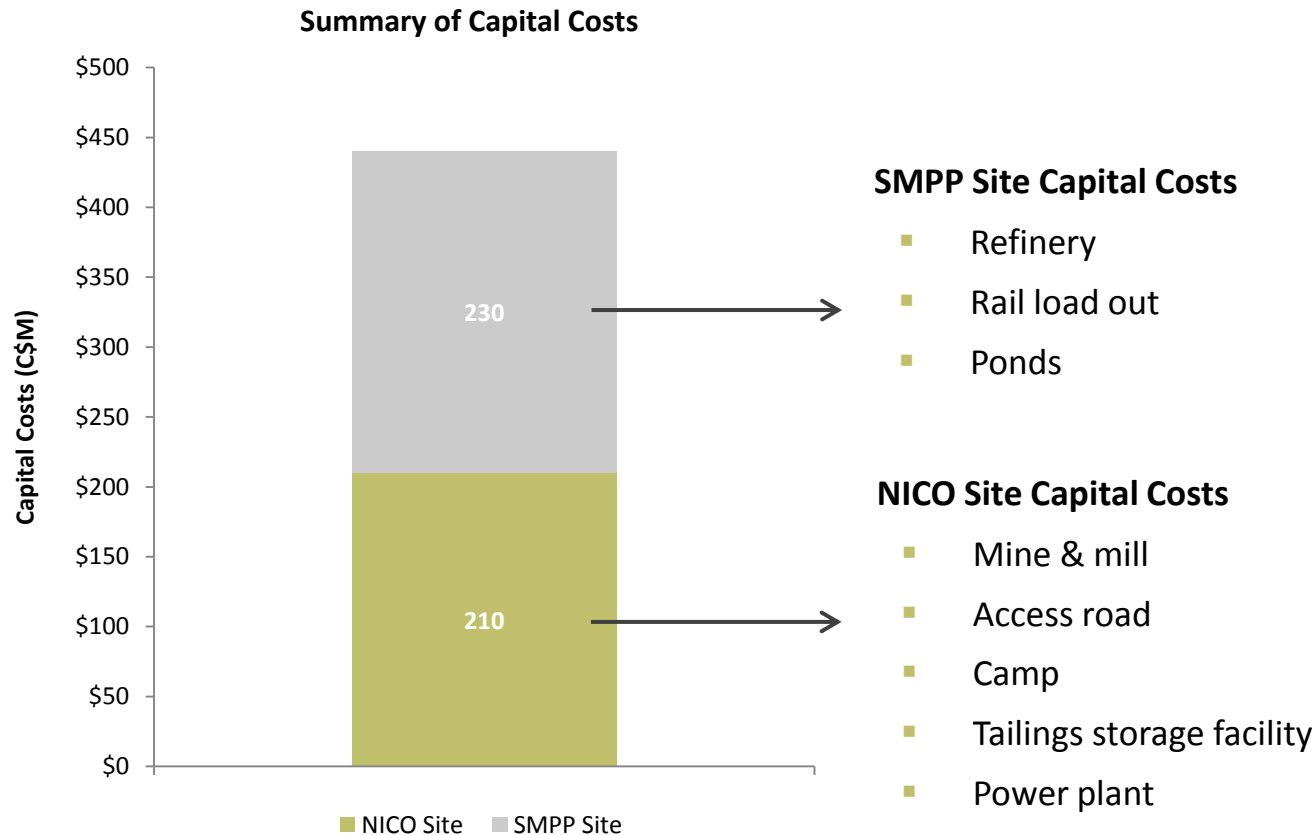
- Demonstrates that after capital has been repaid, operations can be sustained during periods of low metal prices & volatility



Note: Based on cobalt sulphate option. Base Case Price assumptions are US\$1,450/troy ounce ("oz") for gold, US\$20/pound ("lb") for cobalt, US\$11/lb for bismuth and US\$3.50/lb for copper at an exchange rate of US\$ 0.95 = C\$ 1. . The Current Price Case uses prices as at May 31, 2012 and are US\$1,558.00/oz for gold, US\$15.23/lb for cobalt, US\$10.55/lb for bismuth and US\$3.40/lb for copper and an exchange rate of US\$ 0.97 = C\$ 1. Mr. Alexander Duggan, P.Eng. and Mr. Graham Peter Holmes, P.Eng. of Jacobs are the Qualified Persons for Jacobs and Mr. Eugene Puritch, P.Eng. is the Qualified Person responsible for the work by P&E under NI 43-101.

Low Capital Costs

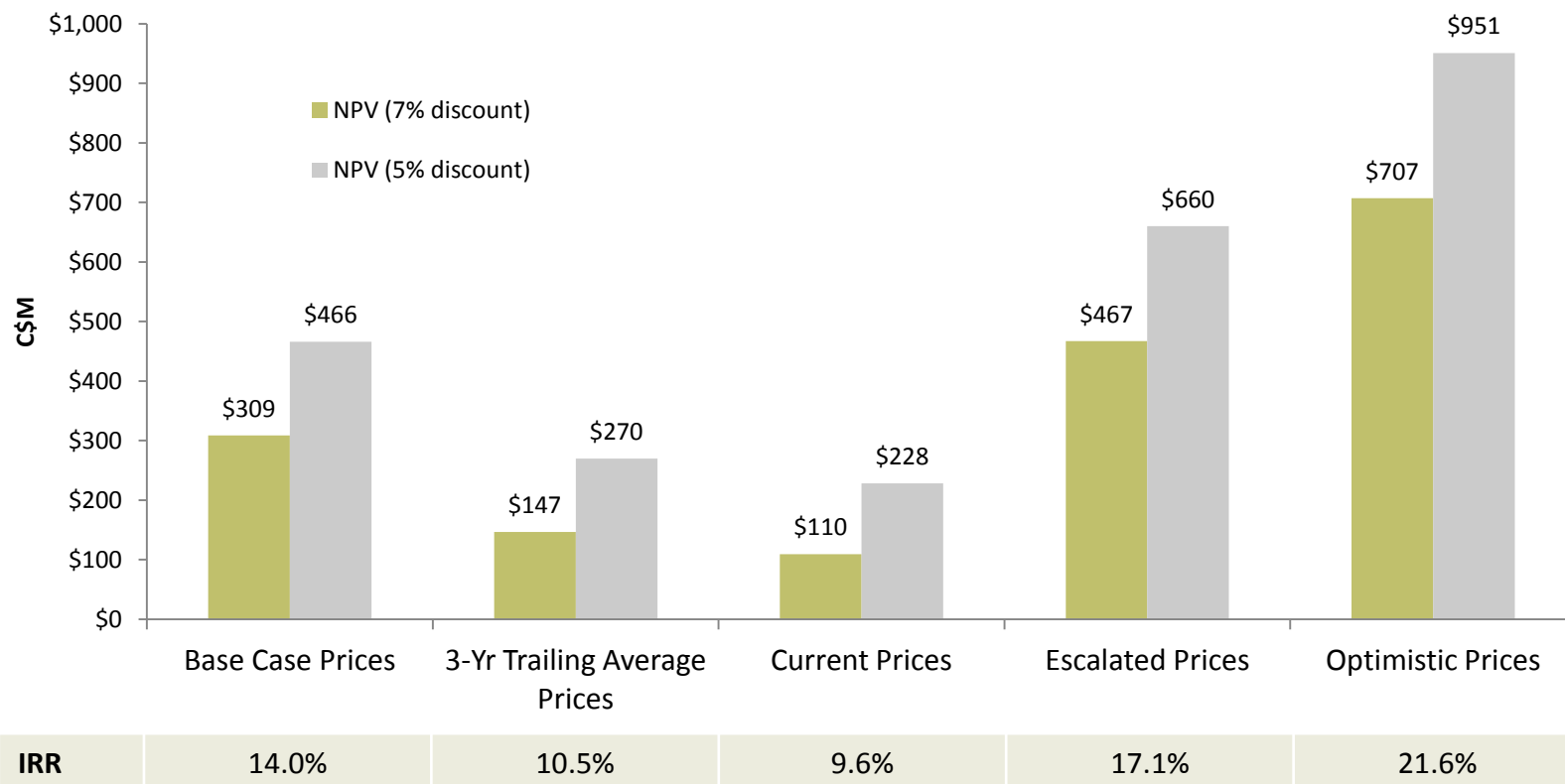
Capital costs total \$441 million for the first 2 years of the project, including all direct & indirect costs & contingencies



Economics – Highly Leveraged to Gold

NICO demonstrates robust economics through a range of commodity prices

Economics for Cobalt Sulphate Option



Note: all values are pre-tax.

Additional Upside

Significant opportunity existing to further strengthen project economics

- Extend mine life for 3+ years with stockpiled subeconomic material
- Alternative power supply to mine to lower costs
- Move forward gold production via additional underground mining to access high grade material
- Custom processing of concentrates to defer SMPP
- Generate additional returns from SMPP
 - Custom processing of concentrates sourced from other mines globally
 - Expansion potential already designed
 - Continue generating revenues after NICO ores depleted
- Significant commodity prices upside
 - Cobalt – potential for supply disruptions in the DRC and less than expected production from laterites
 - Gold – counter-cyclical hedge
 - Bismuth – potential for decreased Chinese supply due to export quotas and increased environmental restrictions



Production Targeted in 2015

Progressing through final stages of permitting process

- Environmental Assessments well advanced for mine & SMPP permitting
 - Mackenzie Valley Review Board recommended approval of mine & mill Jan. 25, 2013 – Pending approval of Minister & Tlicho Government
 - For SMPP, addendum to Environmental Impact Statement submitted for review & public comment, after which government approval will be pending

Advanced relationships with Aboriginal groups

- Signed Co-operative Relationship Agreement with Tlicho Government
- Initiated Tlicho Participation Agreement (PA) Negotiations

Project Financing & Development Options

- Deloitte engaged to advise on project financing & development options, targeting a project level joint venture, potentially including:
 - Minority equity investment
 - Off-take relationship
 - Commitment to arrange debt financing for construction



Production Targeted in 2015

Proposed Development Timeline

	2012		2013			2014				2015				2016	
	Q3	Q4	Q1	Q2	Q3	Q4	Q1	Q2	Q3	Q4	Q1	Q2	Q3	Q4	Q1
SMPP EA	█														
SMPP fully permitted					◆										
NICO environmental review	█														
NICO Minister's approval				◆											
NICO fully permitted				◆											
Financing	█														
Engineering & procurement					█										
Construction						█									
Commissioning													█		
Commercial operations															➔

Emerging Metallurgical Coal, Gold & Specialty Metals Producer

- **Two advanced Canadian development assets**
 - One of the world's premier metallurgical coal developments, 1.1 million ozs. gold, 82 million lbs. cobalt & 15% of global bismuth reserves
 - \$200 million combined expenditures
 - Positive Feasibility Studies, test mined, pilot plant processed & in permitting
 - Low cost production
 - Combined NPV's approaching \$1 billion
- **Experienced board & management team**
- **Deloitte & Touche LLP engaged to secure strategic partners to finance both projects with minimal equity dilution**



Experienced Team

Directors

Mahendra Naik , B Comm, CA	Chairman, Director	CFO Fundeco - Founding director & former CFO, IAMGOLD
George Doumet , MSc, MBA	Honorary Chairman, Director	Chemical Engineer – President & CEO, Federal White Cement
Robin Goad , MSc, PGeo	President & CEO, Director	Geologist - 30 yrs mining & exploration experience
David Knight , BA, LLB	Secretary, Director	Partner, Norton Rose specializing in securities & mining law
James Excell , BAsC	Director	Metallurgical Engineer – 35 yrs mining experience BHP-Billiton
William Breukelman , BAsC, MBA, PEng	Director	Chemical Engineer – Chairman, Gedex
James Currie , BSc (Hons), PEng	Director	Mining Engineer – COO, Elgin Mining
The Honorable Carl L. Clouter	Director	Commercial pilot - former owner of charter airline in NWT
Shou Wu (Grant) Chen , MSc, MBA	Director	Geologist – Deputy Chairman & CEO, China Mining Resources Group

Management

Julian Kemp , BBA, CA, C.Dir	VP Finance & CFO	Chartered Accountant – 20+ yrs mining financial experience
Mike Romaniuk , BAsC, PEng	VP Operations	Geologist & Process Engineer – 25+ yrs engineering, mining & construction experience primarily with Xstrata Nickel & Falconbridge
Bill Shepard	Logistics Manager	15 yrs experience in procurement & logistics
Richard Schryer , PhD	Director Regulatory & Environmental Affairs	Aquatic Scientist –20+ yrs experience in mine permitting & environmental assessments
Adam Jean , HBA, CA	Controller	Chartered Accountant previously with Ernst & Young
Mike Middaugh	Project Controls Manager	20 yrs major construction & project management
Keith Lee , BSc	Senior Process Engineer	25 yrs operations, engineering & mineral processing experience
Carl Kottmeier , MBA, PEng	Project Manager	Mining Engineer – 24 yrs engineering & operations experience
Seok Joon Kim , MASc, PEng	Senior Mining Engineer	Mining Engineer – 10+ years operations & engineering experience

Appendix: Economics & Price Assumptions

Metal Price & Exchange Rate Case	Cobalt Metal Option						Cobalt Sulphate Option					
	Pre-Tax			After Tax			Pre-Tax			After Tax		
	IRR %	\$M NPV (7%)	\$M NPV (5%)	IRR %	\$M NPV (7%)	\$M NPV (5%)	IRR %	\$M NPV (7%)	\$M NPV (5%)	IRR %	\$M NPV (7%)	\$M NPV (5%)
Base Case Prices	10.8	164.5	293.2	9.6	101.0	207.1	14.0	308.5	466.0	12.4	212.6	338.7
3-yr Trailing Average Prices	7.4	17.1	114.6	6.6	(15.3)	69.0	10.5	146.8	270.0	9.3	86.7	188.4
Current Prices	7.1	2.1	99.7	6.2	(30.6)	53.4	9.6	109.5	228.2	8.5	57.6	156.8
Escalated Prices	13.9	315.2	477.8	12.3	214.9	344.7	17.1	467.1	660.1	15.2	332.4	483.7
Optimistic Prices	18.3	539.5	749.8	16.3	387.5	551.3	21.6	707.0	951.1	19.3	514.5	702.3

Base Case Price assumptions are US\$1,450/troy ounce (“oz”) for gold, US\$20/pound (“lb”) for cobalt, US\$11/lb for bismuth and US\$3.50/lb for copper at an exchange rate of US\$ 0.95 = C\$ 1. The 3-year Trailing Average Prices Case are as at May 31, 2012 and are US\$1,359.94/oz for gold, US\$18.53/lb for cobalt, US\$9.83/lb for bismuth and US\$3.51/lb for copper and an exchange rate of US\$ 0.98 = C\$ 1. The Current Price Case uses prices as at May 31, 2012 and are US\$1,558.00/oz for gold, US\$15.23/lb for cobalt, US\$10.55/lb for bismuth and US\$3.40/lb for copper and an exchange rate of US\$ 0.97 = C\$ 1. The Escalated Price Case uses metal price assumptions of US\$1,800.00/oz for gold, US\$22.50/lb for cobalt, US\$12.50/lb for bismuth and US\$4.00/lb for copper and an exchange rate of US\$ 1 = C\$ 1. For the Optimistic Price Case uses US\$2,000.00/oz for gold, US\$25.00/lb for cobalt, US\$15.00/lb for bismuth and US\$4.50/lb for copper at an exchange rate of US\$ 1 = C\$ 1. Mr. Alexander Duggan, P.Eng. and Mr. Graham Peter Holmes, P.Eng. of Jacobs are the Qualified Persons for Jacobs and Mr. Eugene Puritch, P.Eng. is the Qualified Person responsible for the work by P&E under NI 43-101.

Notes

Notes



FORTUNE
MINERALS LIMITED

**Emerging Strategic
Metal & Coal
Producer**

For further information, please contact:

Troy Nazarewicz, Investor Relations Manager

148 Fullarton Street, Suite 1600

London, Ontario, Canada


N6A 5P3

Tel. (519) 858-8188

Fax. (519) 858-8155

E-mail. [tnazarewicz @fortuneminerals.com](mailto:tnazarewicz@fortuneminerals.com)

Website. www.fortuneminerals.com



**TSX-FT
OTC QX-FTMDF**